



# MOBILAIR® – Product range for non-regulated markets

**Portable Compressors M 13 – M 500-2**

With the world-renowned SIGMA PROFILE ⚙️

Max. flow rate 48 m<sup>3</sup>/min (1700 cfm)

**[www.kaeser.com](http://www.kaeser.com)**



# Made in Germany

The KAESER KOMPRESSOREN name has been synonymous with innovative products and efficient complete solutions for over 100 years. Established in 1919 by Carl Kaeser Senior as a machine workshop in the Bavarian town of Coburg, the company has since grown to become a world-leading manufacturer of compressors and compressed air systems. KAESER today relies on the production processes of tomorrow – the smart factory. This means that, in accordance with highly efficient Industrie 4.0 environments, the production of compressors, blowers, controllers and treatment components is both intelligent and fully networked, resulting in a production process that benefits from exceptional precision, optimised productivity and minimal delivery times. KAESER is represented throughout the world by a comprehensive network of subsidiaries and distribution partners in over 140 countries, whilst continuous customer dialogue supports ongoing improvement of all products and services. The result? Maximum reliability and efficiency with minimal maintenance requirement.

## MOBILAIR – Portable compressors

### Exceptionally versatile

MOBILAIR portable compressors from KAESER always impress with their exceptional versatility. Whether mobile or stationary, powered by combustion engine or electric motor, these portable powerhouses can be specifically adapted for any operation, thanks to their wide field of application.

### Service-friendly with excellent access

Portable compressors are simple to operate and enable excellent accessibility to all maintenance-relevant components, making service work quick and efficient. KAESER also offers individual, customised maintenance contracts.

### Built to last

Kaeser's company slogan applies to every single model in the MOBILAIR range: More compressed air for less energy. KAESER offers portable compressors optionally

equipped with engines capable of running on diesel with a high sulphur content, as well as operation in extreme ambient temperatures, high humidity levels and installation elevations up to 4500 m above sea level.

### Intuitive operation

Whether mechanically or electronically controlled, clear icons allow language-neutral navigation through the extensive menu options, making operation simple – even in the fast-paced environment of a construction site.

### Reliability with excellent value retention

Portable compressors are well equipped for the demands of heavy-duty and continuous operation in construction site environments. They also perform reliably and safely even under harsh climatic conditions. The stylish and durable roto-moulded polyethylene enclosure (availability dependent on model) makes MOBILAIR units especially rugged and ensures excellent value retention.



### Innovation, ex works

The various ranges of MOBILAIR portable compressor are all manufactured at KAESER's headquarters in Coburg, Northern Bavaria. Equipped with the very latest technology, the recently modernised portable compressor plant boasts state-of-the-art equipment, including a TÜV-certified sound testing area for free-field sound level measurement, a premium powder-coating facility, highly automated inspection areas and efficient manufacturing logistics.



### SIGMA airends: More compressed air for less energy

At the heart of every MOBILAIR system lies a premium-quality rotary screw airend featuring KAESER's energy-saving SIGMA PROFILE rotors. Superior design, meticulous manufacturing and precision-aligned anti-friction bearings guarantee long service life and exceptional efficiency.







Image: M13

# Compact machines

## Small, powerful and versatile

Even the smallest MOBILAIR compressors are more than capable of powering compressed air spades, breakers, drills, saws, screwdrivers, grinders, impact moles and sewer robots. The 15-bar version is the ideal choice when it comes to trenchless fibre-optic cable laying or leakage tests. Available options include an external aftercooler for delivering cool, condensate-free compressed air, or an add-on filter combination for technically oil-free compressed air.

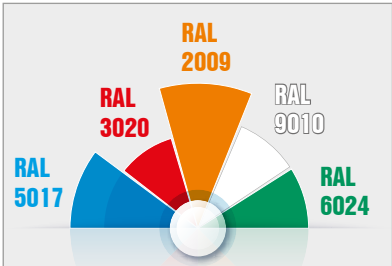


Image: M13



## Petrol engine with electric starter

Compact models are equipped with environmentally friendly Honda petrol engines, which meet EU Stage V emissions standards. Convenient start-up at the turn of a key guarantees that the compressors are ready for immediate operation, whilst the large 20-litre tank permits long refuelling intervals.



## Special colour polyethylene enclosures

PE enclosures are readily available in the following special colours: blue – equivalent to RAL 5017, red – equivalent to RAL 3020, orange – equivalent to RAL 2009, white – equivalent to RAL 9010 and green – equivalent to RAL 6024. Additional enclosure colours are available upon request.



## Aftercooler

Compact machines can be operated with an external condensate treatment system. The frame is delivered ready for connection, complete with an aftercooler and condensate separator for cool, condensate-free compressed air. A filter combination is also available to deliver technically oil-free compressed air.

## Technical data

Model		Flow rate at working pressure				Engine type	Rated engine power kW	Fuel tank capacity l	Operating weight kg	Compressed air connection	Compressed air treatment <sup>1)</sup>
		100 psi 7 bar	145 psi 10 bar	190 psi 13 bar	215 psi 15 bar						
M13	m³/min	1.2	1.0	0.85	-	Honda GX 630	15.5	20	202	1 x G ½	A / F
	cfm	42	35	30	-						
M17	m³/min	1.6	-	-	1.0	Honda GX 630	15.5	20	204	1 x G ½	A / F
	cfm	57	-	-	35						

<sup>1)</sup> For explanation see page 16.



# Lightweight – under 750 kg

## Flexible transportation – without overrun brake

The unbraked, lightweight chassis offers exceptional flexibility. Since it weighs in at under 750 kg, no overrun brake is required. These portable compressors can simply be pulled into position manually on the construction site. M 27 and M 31 models can also be specified with an optional 6.5 kVA generator.



Image: M 50 PE



Image: M 31 PE



### Anti-Frost Control

Specially developed by KAESER for portable compressors, the Anti-Frost Control automatically adjusts optimum operating temperature in relation to ambient. In combination with the optional tool lubricator, this feature prevents air tools from freezing up and therefore significantly extends service life.



### PE enclosure

Made from roto-moulded polyethylene, the modern, double-walled sound enclosure ensures long-term value retention and is both corrosion- and scratch-resistant. In 2002, KAESER became the first compressed air systems manufacturer to offer portable compressor enclosures constructed from this robust material.



### Accessibility

Despite their compact design, these units are equipped with wing doors or a wide-opening enclosure to allow simple and convenient access to the intelligently laid-out interior for maximum ease of maintenance.

## Technical data

Model		Flow rate at working pressure				Engine type	Rated engine power	Fuel tank capacity	Operating weight	Compressed air connection	Compressed air treatment <sup>1)</sup>	Optional generator
		100 psi 7 bar	145 psi 10 bar	175 psi 12 bar	200 psi 14 bar							
M20	m³/min	2.0	-	-	-	Kubota D722	14.7	30	457	2 x G ¾	A	-
	cfm	71	-	-	-							
M27	m³/min	2.6	2.1	1.9	1.6	Kubota D1105	18.2	40	575	2 x G ¾	A / B / F / G	6.5 kVA
	cfm	92	74	67	57							
M31	m³/min	3.15	2.6	2.3	1.9	Kubota D1105-T	23.7	40	580	2 x G ¾	A / B / F / G	6.5 kVA
	cfm	110	92	81	67							
M50	m³/min	5.0	-	-	-	Kubota V1505-T	32.5	80	735	2 x G ¾ 1 x G 1	A	-
	cfm	180	-	-	-							

<sup>1)</sup> For explanation see page 16.





Image: M 100

# Exceptional power and versatility

## Durable all-rounders – with or without generator

The MOBILAIR portable compressors in this model series are exceptionally versatile. Optionally available with synchronous generators (M 100) and highly effective compressed air treatment components, they are also offered in a variety of working pressure variants, thereby ensuring that the perfect model is always available for every application.



Image: M70



### Optional compressed air treatment

An aftercooler and a centrifugal separator ensure cool, condensate-free compressed air. To produce pure, dry compressed air to a defined quality class, additional air treatment components such as filters and heat recovery systems can also be specified.



### Generator option

When the optional 8.5 or 13 kVA generator is specified, M 100 models are transformed into mobile energy providers, capable of supplying compressed air and electricity simultaneously. The generator can be switched as required between continuous operation (e.g. for welding applications) and energy-saving automatic cut-in mode.



### M 57utility

The M 57utility can be set up on the loading bed of an HGV in order to save space. This portable power-house is designed and optimised for permanent operation from a loading bed and offers excellent accessibility to the control panel, fuel tank and oil level gauge from the front side of the unit.

## Technical data

Model	Flow rate at working pressure						Engine type	Rated engine power kW	Fuel tank capacity l	Operating weight kg	Compressed air connection	Compressed air treatment <sup>1)</sup>	Generator option
		100 psi 7 bar	125 psi 8.6 bar	145 psi 10 bar	175 psi 12 bar	200 psi 14 bar							
M57	m³/min	5.6	-	-	-	-	Kubota V2403	36	105	1020	2 x G ¾ 1 x G 1	-	-
	cfm	200	-	-	-	-							
M57utility	m³/min	5.4	-	4.7	-	-	Kubota V2403	36	105	1020	2 x G ¾ 1 x G 1	A	-
	cfm	190	-	165	-	-							
M70	m³/min	7.0	-	5.4	-	-	Kubota V2003-T	43.3	105	1230	2 x G ¾ 1 x G 1	A / B / F / G	-
	cfm	250	-	190	-	-							
M100	m³/min	10.6	-	8.5	7.2	6.4	Kubota V3800-DI-T	71.1	150	1480	3 x G ¾ 1 x G 1 ½	A / B / F / G	8.5/13 kVA
	cfm	375	-	300	255	225							

<sup>1)</sup> For explanation see page 16.



# Efficient powerhouses

## Impressive efficiency thanks to innovative compressor controller

The SIGMA CONTROL SMART compressor controller is simple to operate and provides perfect coordination between the drive engine and compressor package, significantly enhancing fuel efficiency.

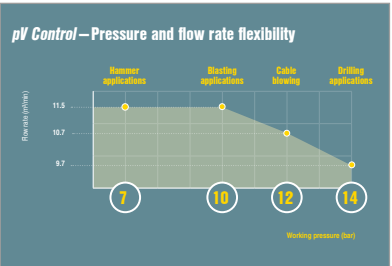


Image: M235



### SIGMA CONTROL SMART

Pressure is easily adjusted on the SIGMA CONTROL SMART compressor controller and can therefore be precisely adapted to suit the needs of the specific application. The easy-to-read display provides a clear overview of all operating data.



### pV Control

Thanks to pV Control, maximum pressure (p) – adjustable in steps of 0.1 bar – directly influences the maximum possible flow rate (V), thereby providing even greater flexibility in terms of both pressure and flow rate. This feature is particularly beneficial when working with longer hose lines.



### MOBILAIR with Mercedes-Benz

The M 450 is the largest fluid-cooled rotary screw compressor in the MOBILAIR family. The M 450 flagship model delivers up to 48.1 m³/min. This portable powerhouse impresses with its exceptional efficiency and economy, providing maximum performance and reliability. Special solutions for high-altitude installations are also available.

## Technical data

Model	Flow rate at working pressure								Engine type	Rated engine power kW	Fuel tank capacity l	Operating weight kg	Compressed air connection	Compressed air treatment <sup>1)</sup>	Generator option
	Pressure range to		100 psi 7 bar		125 psi 8.6 bar	145 psi 10 bar	175 psi 12 bar	200 psi 14 bar							
M 120	-	m³/min cfm	-	-	12.2 430	pV 11.6 410	-	10.2 360	Cummins QSF 3.8	97	180	1750	3 x G ¾ 1 x G 2	A / B / F / G	-
M 135 pV	-	m³/min cfm	-	-	-	130 460	pV	10.5 370	Deutz TCD 2013 L04	122	200	2500	3 x G ¾ 1 x G 2	A / B / F / G	23 kVA
M 235	-	m³/min cfm	-	-	23.3 825	22.6 800	19.8 700	18.1 640	Cummins QSB 6.7	201	420	3140	1 x G ¾ 2 x G 2	A / F	-
M 450	8.6 bar 125 psi	m³/min cfm	48.1 1700	pV	44.6 1575	-	-	-	Mercedes-Benz OM 460 LA	360	900	6350	1 x G 2 ½ 2 x G 1	A / F	-
	14 bar 200 psi	m³/min cfm	43.9 1550	pV				37.7 1330							

<sup>1</sup> For explanation see page 16.





Image: M31E

## e-power: Eco-friendly and whisper-quiet

### The alternative drive system for portable compressors

Portable compressors from the MOBILAIR e-power series truly come into their own wherever an electrical power connection is available. Their whisper-quiet electric drive makes them the perfect choice for use in low emission and noise protection zones. Compressed air applications inside buildings or tunnels are possible thanks to the compressors' exhaust-free drive.



Image: M255E



### Versatility in action

KAESER's e-power units are particularly versatile. They are ideally suited for bridging maintenance work on industrial stations, as well as for varied use as rental systems.



### Compressed air treatment

An aftercooler and a centrifugal separator ensure cool, condensate-free compressed air. To produce pure, dry compressed air to a defined quality class, additional air treatment components such as filters and heat recovery systems can also be specified.



### DUAL Control

When a system is equipped with the optional DUAL Control, the desired cut-in and cut-out pressure can be easily adjusted via the controller. Information about the prevailing air network pressure is sent to the machine (via an additional quick coupling) where it is processed for control and regulation purposes.

### Technical data

Model		Flow rate at working pressure 50Hz (60Hz upon request)						Electric motor (400V)	Rated motor power  kW	CEE power socket  A	Operating weight  kg	Compressed air connection	Optional compressed air treatment *)
		100 psi 7 bar	145 psi 10 bar	175 psi 12 bar	190 psi 13 bar	200 psi 14 bar	215 psi 15 bar						
M 10E	m <sup>3</sup> /min	0.85	0.75	-	0.65	-	0.55	Siemens	5.5	16	171	1 X G ½	A / F
	cfm	30	27		22		19						
M 13E	m <sup>3</sup> /min	1.2	1.0	-	0.85	-	0.75	Siemens	7.5	32	187	1 X G ½	A / F
	cfm	42	35		30		27						
M 27E	m <sup>3</sup> /min	2.6	-	-	-	-	-	Siemens	15	32	530	2 x G ¾	A / B
	cfm	92											
M 31E	m <sup>3</sup> /min	3.15	2.6	2.3	-	1.9	-	Siemens	22	63	585	2 x G ¾	A / B
	cfm	110	92	81		67							
M 50E	m <sup>3</sup> /min	5.0	3.8	-	-	-	-	Siemens	25	63	690	2 X G ¾, 1 x G 1	A
	cfm	180	135										
M 250E	m <sup>3</sup> /min	25.0	20.4	-	-	16.2	-	Siemens	132	-	3150 - 3380	DN80	A / F
	cfm	885	720			570							
M 255E	m <sup>3</sup> /min	-	24.7	19.9	-	-	-	Siemens	160	-	3660 - 3685	DN80	A / F
	cfm		875	705									

\*) For explanation see page 16.



# OILFREE.AIR

## Oil-free compression rotary screw compressors – Proven performers, even under extreme ambient conditions

The M 500-2 combines all the advantages of a two-stage, oil-free compression, stationary rotary screw compressor with those of a mobile unit for highest compressed air delivery volumes and quality with unrivalled flexibility. Pressure is adjustable up to 10.3 bar. For industrial applications with high-volume air demand, the M 500-2 ensures a continuous supply of compressed air when maintenance or conversion work is required. Mounted on an auxiliary chassis or on skids, this compressed air colossus can be transported easily, wherever it is needed.



Image: M500-2



### Continuous operation or standby

Thanks to its generously sized fuel tank, the M 500-2 can operate throughout two consecutive shifts and, when connected to an external tank, can even run in continuous operation. For use as a standby, the M 500-2 is equipped with battery trickle charging and heating for instantaneous operation.



### Suitable for refinery use

The M 500-2 is equipped as standard with a certified spark arrestor for refinery applications. In addition, the engine shut-off valve automatically shuts down the unit upon intake of combustible gases, guaranteeing maximum safety.



### An unbeatable team player

As a true team-player, a single M 500-2 rarely operates alone. Equipped with a connection for an external start signal from a master controller, the second machine starts up immediately when needed, thereby ensuring exceptional reliability and safeguarding sensitive production processes.

### Technical data

Model	Flow rate at working pressure				Engine type	Rated engine power	Fuel / AdBlue tank capacity	Operating weight	Compressed air connection	Compressed air treatment <sup>1)</sup>
		100 psi 7 bar	125 psi 8.6 bar	150 psi 10.3 bar						
M 500-2	m³/min	45.8	pV	38.0	Caterpillar C18	429	940 / 44.5	11800	1 x DN80 1 x G1	A
	cfm	1600		1340						

<sup>\*)</sup> For explanation see page 16.



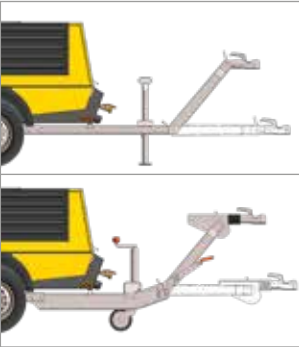
MOBILAIR options

- Standard
- Option

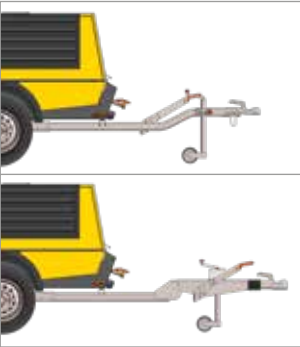
	M 13 / M 15 / M 17	M 20	M 27 / M 31	M 50	M 57	M 57utility	M 70	M 100	M 120	M 135	M 235	M 450	M 500-2	M 10 E / M 13 E	M 27 E / M 31 E	M 50 E	M 250 E / M 255 E
--	--------------------	------	-------------	------	------	-------------	------	-------	-------	-------	-------	-------	---------	-----------------	-----------------	--------	-------------------

Chassis

Manually towable	●	-	-	-	-	-	-	-	-	-	-	-	-	●	-	-	-
Unbraked	-	●	●	●	-	-	-	○	-	-	●	●	●	-	●	●	-
Braked	-	○	○	○	●	-	●	●	●	●	-	-	-	-	○	○	-
Height-adjustable tow bar	-	●	●	●	●	-	●	●	●	●	●	●	●	-	●	●	-
Fixed tow bar	-	○	○	○	○	-	○	○	○	○	-	-	-	-	○	○	-
Stationary version	○	○	○	○	○	-	○	○	○	○	○	○	-	○	○	○	-
Skids	-	○	○	○	○	●	○	○	○	○	○	○	○	-	○	○	●



Height-adjustable tow bar without overrun and parking brake



Fixed tow bar without overrun brake, with parking brake

Fixed tow bar with overrun and parking brake

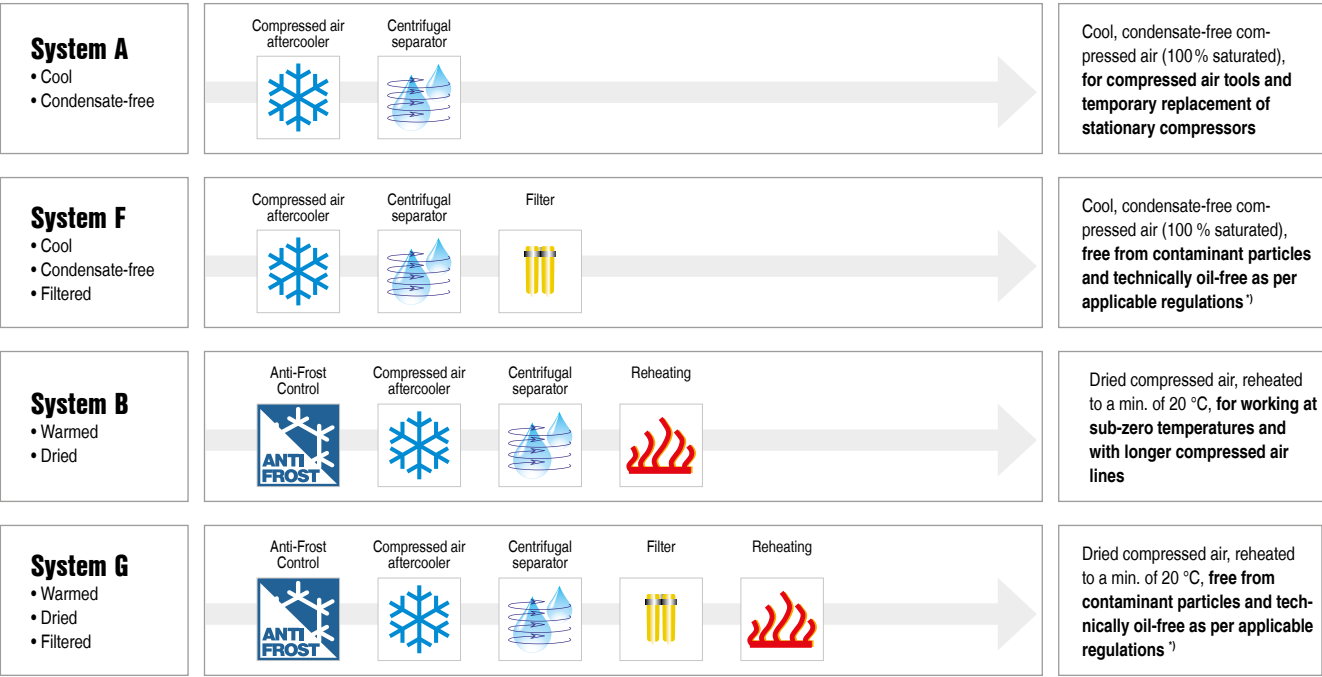


Stationary version

Skids

Compressed air treatment

Anti-Frost Control	-	●	●	●	●	●	●	●	-	-	-	-	-	-	●	●	-
Compressed air aftercooler	○	○	○	○	-	○	○	○	○	○	○	○	●	○	○	○	●
Microfilter combination	○	-	○	-	-	-	○	○	○	○	○	○	-	○	○	○	○
Reheating	-	-	○	-	-	-	○	○	○	○	-	-	-	-	○	-	-



Additional compressed air treatment systems are available. Please contact KAESER for further details.

<sup>1)</sup> Additional technical contract terms and guidelines for civil engineering structures (ZTV-ING)

MOBILAIR options

- Standard
- Option

	M 13 / M 15 / M 17	M 20	M 27 / M 31	M 50	M 57	M 57utility	M 70	M 100	M 120	M 135	M 235	M 450	M 500-2	M 10 E / M 13 E	M 27 E / M 31 E	M 50 E	M 250 E / M 255 E
--	--------------------	------	-------------	------	------	-------------	------	-------	-------	-------	-------	-------	---------	-----------------	-----------------	--------	-------------------

Generator

6.5 kVA	-	-	○	-	-	-	-	-	-	-	-	-	-	-	-	-	-
8.5 kVA	-	-	-	-	-	-	-	○	-	-	-	-	-	-	-	-	-
13 kVA	-	-	-	-	-	-	-	○	-	-	-	-	-	-	-	-	-
Generator panel cover	-	-	-	-	-	-	-	○	-	-	-	-	-	-	-	-	-

Equipment

Special colour	○	○	○	○	○	○	○	○	○	○	○	○	○	○	○	○	○
PE enclosure	●	○	○	○	-	-	-	-	-	-	-	-	-	●	○	○	-
SIGMA CONTROL MOBIL	-	-	-	-	-	-	-	-	-	-	-	-	●	-	-	-	-
SIGMA CONTROL SMART	-	-	-	-	-	●	-	-	●	●	●	●	-	-	●	●	●
Control panel cover	-	-	-	-	○	●	○	○	●	●	●	●	●	-	●	●	●
Battery isolation switch	-	○	○	○	○	●	○	○	●	●	●	●	●	-	-	-	-
Tool lubricator	-	○	○	○	○	○	○	○	-	-	-	-	-	-	○	○	-
Check valve (Standard from 10 bar)	○	-	○	●	●	●	●	●	-	●	●	●	●	●	●	●	●
Tool compartment	-	-	○	●	●	-	●	●	-	-	-	-	-	-	●	●	-
Hose reel	-	○	○	○	○	-	○	-	-	-	-	-	-	-	○	○	-
Document bag	-	○	○	○	○	○	○	○	●	●	●	●	●	-	○	○	●
Water separator for fuel	-	○	○	○	○	●	●	●	●	●	●	●	●	-	-	-	-
Spark arrestor	-	○	○	○	○	○	○	○	○	○	○	○	○	●	-	-	-
Engine shut-off valve	-	○	○	○	○	-	○	○	○	○	○	○	○	●	-	-	-
Closed floor pan	-	●	○	○	○	●	○	○	○	○	-	-	●	-	○	○	●
Low-temperature version	-	○	○	○	○	○	○	○	○	○	○	○	○	-	○	○	○

SIGMA CONTROL SMART



Hose reel



Generator





# Added value for MOBILAIR



### Compressed air aftercooler

The compressed air is cooled to 7 °C above ambient temperature. Installed at an angle, the aftercooler facilitates drainage of the condensate, which is then evaporated by the hot engine exhaust gases.



### Hose reel

The hose reel holds 20 m of light-weight hose, which does not have to be fully reeled out in order to carry out work. Proper storage increases the availability of the connected tool.



### Genuine KAESER parts

Genuine KAESER parts are field-tested for exceptional reliability and durability. All KAESER maintenance and spare parts therefore provide assured quality. Combined as practical kits, everything is ready at hand whenever needed, thereby ensuring maximum compressor availability.



### Microfilter combination

To produce compressed air to a defined quality class, additional treatment components can be specified in addition to the aftercooler and centrifugal separator, such as a filter combination for technically oil-free compressed air.



### Hoses + hose lubricators

Recommended accessories for compressors without a tool lubricator, or for compressors with an integrated tool lubricator where the distance to the tool is greater than 20 m, or if there is a difference in height between the compressor and the tool.



### Financing

Cutting-edge technology – with no investment costs. Tailored financing plans are available.



### Plate-type heat exchanger

A plate-type heat exchanger can be installed for reheating the compressed air. On M 100 to M 170 models, the compressed air discharge temperature can be flexibly adjusted according to requirement.



### Service

KAESER's global service organisation ensures high compressed air supply availability with fast, computer-aided dispatch of spare parts. Optional customised maintenance contracts are also available.



### Warranty programme

KAESER AIR PROTECTION MOBIL allows you to extend your warranty – upon registration – for a further 2 years without any complicated contract negotiations (up to a maximum of 2,000 operating hours). And the best part: during the warranty period, there is no additional expense besides standard maintenance costs.

# Air tools

Model	Impact rate Strokes/min	Air consumption *) m³/min	Chuck - shank	Weight kg	Impact force Joules	Weighted sum acceleration value **) m/s²	Power/weight ratio W/kg
-------	----------------------------	------------------------------	---------------	--------------	------------------------	---	----------------------------

### Breakers

#### With hand grip

H 60	2142	0.4	S19x50	a)	6	12	5.5	71.5
H 95	1596	0.6	S22x82.5	b)	9.6	34	7.4	94.1
H 130	1452	0.6	S22x82.5	b)	12	40	6.6	80.5

#### With hand grip (vibration damped)

H 110 V	1596	0.8	S22x82.5	c )	11	34	5.2	82.1
---------	------	-----	----------	-----	----	----	-----	------

#### With T-grip (vibration damped)

AH 150 V	1452	0.6	S22x82.5	d)	17	40	6.3	57.2
AH 180 V	1070	0.6	S26x108	d)	17.9	50	7.7	49.9
AH 200 V	1194	1.1	S26x108	d)	20.8	50	6.5	47.8
AH 240 V	1356	1.1	S28x152	d)	26.2	65	7.1	56.1
AH 280 V	1314	1.1	S32x152	d)	28	77	6	60.3

\*) at 6 bar, \*\*) as per ISO28927-10

### Hammer drills

#### With hand grip

BH 8	3660	0.5	S19x82.5	a)	8.6	8.5	15.4	53.3
BH 8	3660	0.5	S22x82.5	a)	8.6	8.5	15.4	53.3

#### With T-grip

BH 16	2440	1.6	S22x108	e)	18.9	30	19.0	47.2
BH 21	2740	2.1	S22x108	e)	24.4	40	17.7	59.6

#### With T-grip (vibration damped)

BH 16 V	2440	1.6	S22x108	e)	22.9	30	10.6	39.0
---------	------	-----	---------	----	------	----	------	------

\*) at 5 bar, \*\*) as per ISO28927-10

a) Retaining cap, b) Retaining pin, c) Cross cap, d) Locking retaining cap, e) Retaining clip

### Chisels

Matching chisels are available separately: Pointed chisel, flat chisel, scaling chisel, spade chisel

### Drill bits

Matching drill bits are available separately: Monobloc bit, cone drill rod, core bit

### Tool lubricator

Model	Weight kg	Length mm	Oil capacity l	Max. working pressure bar
SO 10	6	370	1.4	9



Image: H 95



Image: AH 180 V



Image: BH 16 V



Image: incl. optional stands



**More compressed air for less energy**

# The world is our home

As one of the world's largest manufacturers of compressors, blowers and compressed air systems, KAESER KOMPRESSOREN is represented throughout the world by a comprehensive network of wholly owned subsidiaries and authorised distribution partners in over 140 countries.

By offering innovative, efficient and reliable products and services, KAESER KOMPRESSOREN's experienced consultants and engineers work in close partnership with customers to enhance their competitive edge and to develop progressive system concepts that continuously push the boundaries of performance and technology. Moreover, decades of knowledge and expertise from this industry-leading systems provider are made available to each and every customer via the KAESER group's advanced global IT network.

These advantages, coupled with KAESER's worldwide service organisation, ensure that every product operates at the peak of its performance at all times, providing optimal efficiency and maximum availability.



## **KAESER COMPRESSORS NZ LIMITED**

18B Tarnsdale Grove, Albany 0632 - New Zealand

Tel.: 0064 21 345 242 - E-Mail: [info.newzealandkaeser.com](mailto:info.newzealandkaeser.com) - [nz.kaeser.com](http://nz.kaeser.com)